

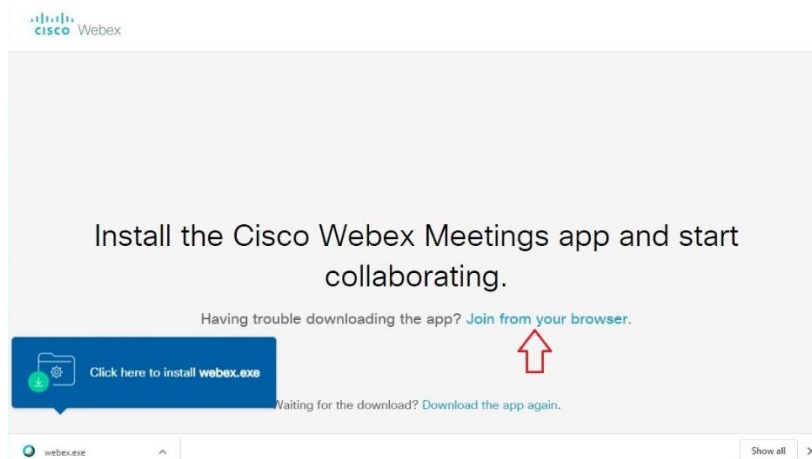
The using program instruction of live broadcasting and submitting inquiries (Cisco Webex Meetings)

Preparation before using

1. Computer and/or Cell Phone / Tablet
2. Connect to the Internet
3. Open Web browser

Instruction

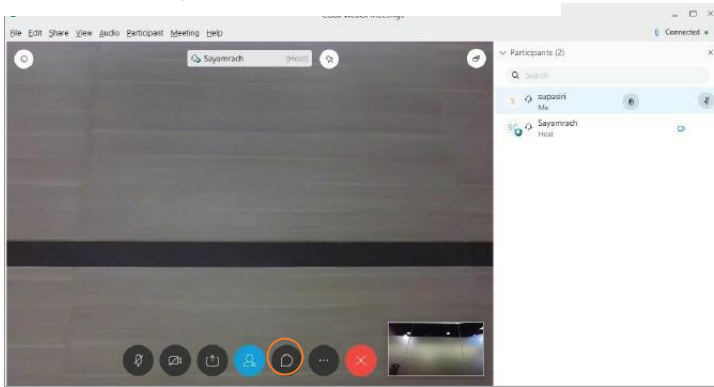
1. Click <https://scasset.webex.com/meet/sh202> to use Cisco Webex Meetings Program Click



Click Join from your browser

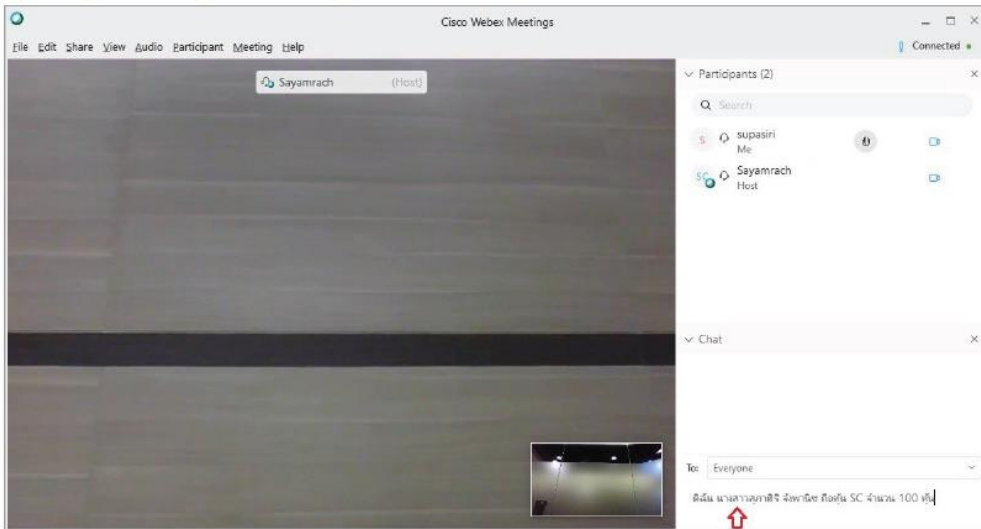
2. Insert your shareholder's name - surname and E-mail Address
3. Choose Join Meeting
4. In case shareholders wish to submit the question during the meeting chat box, please click chat icon >> inform Name-Surname and Number of Shares holding >> Question >> Press "Enter" to submit your question.

Example of Meeting Screen

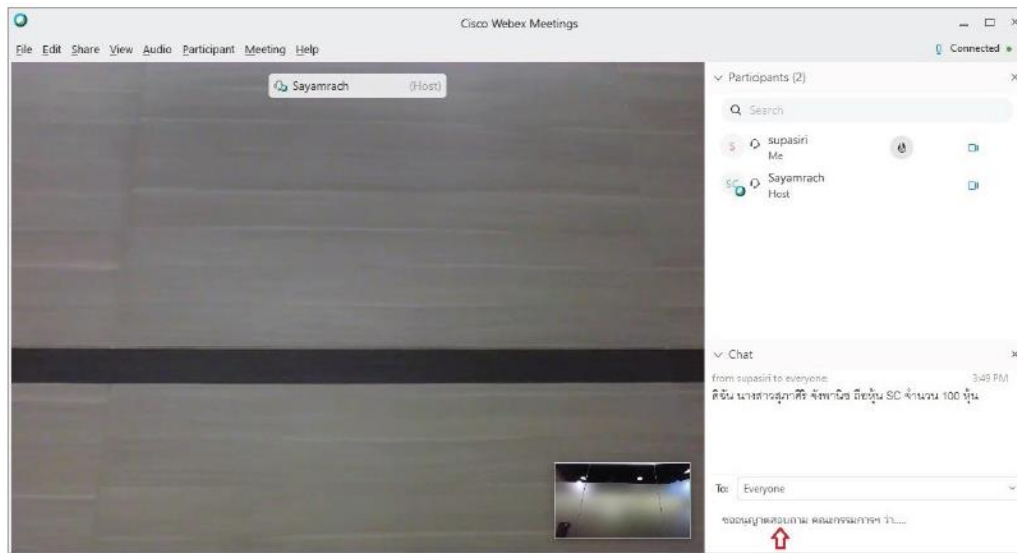


Click Chat Icon

-  ปุ่มเปิด/ปิด ไมโครโฟน
-  ปุ่มเปิด/ปิด กล้อง Video
-  ปุ่มเปิด/ปิด กล้องข้อความ (Chat)
-  ปุ่มออกจากการประชุม (Leave Meeting)



Inform Name-Surname and
Number of Shares holding



Type your question

Remark: This program will be available on the meeting date while live broadcasting.